



CAMPECHE CONTRACT FURNITURE

A contemporary sofa range for residential and hospitality use.

“The brief was to bring together simple, clean, architectural lines with a focus on a soft relaxed sit. The legs were sourced from Italy to give subtle detailing to match the sofa’s ethos.”, Roger Lewis

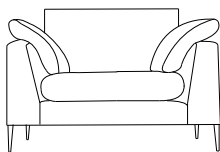
All our range names are places of tranquillity for our team. Campeche in Mexico is a quaint town of cobbled street surrounded by beautiful hills, rain forests and white sandy beaches. Memories of watching the sun rise above the Mayan ruins surrounded by rain forest with the sound of monkey’s calling out all around.



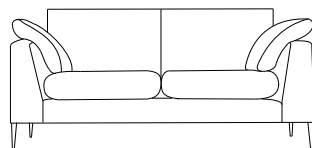
DESIGNER NICK LEWIS

Inspired by his dad, Roger, who began his career under Terence Conran in the 1970s, Nick’s hands-on approach and passion for fine art has allowed us to develop the contemporary, clean lines that we are known for today.

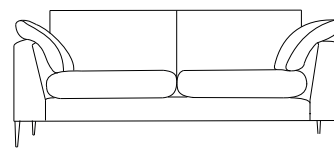
Comfort is the other key element that defines our collections. With a rich heritage in residential furniture design, Nick and his team are making pieces that are just as desirable to use as they are visually pleasing; soft, warm and welcoming.



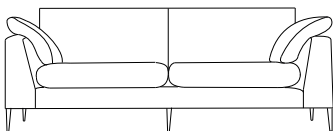
SNUGGLER SOFA
50120



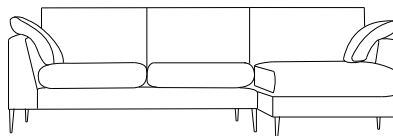
MEDIUM SOFA
50121




LARGE SOFA
50122



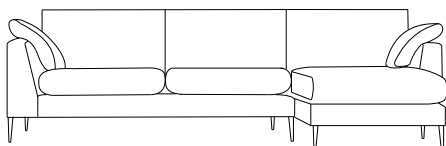
GRAND SOFA
50123




RHF MEDIUM CHAISE SOFA
50126



LHF MEDIUM CHAISE SOFA
50125



RHF LARGE CHAISE SOFA
50128



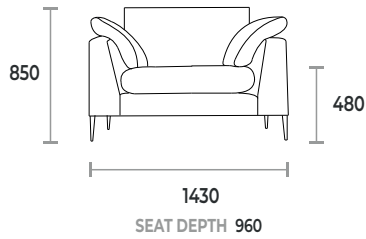
RHF LARGE CHAISE SOFA
50127



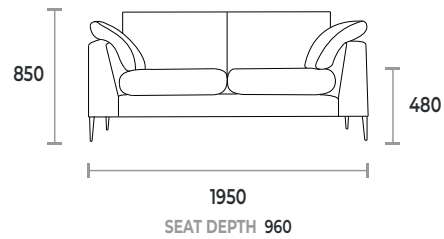
DIMENSIONS

ALL DIMENSIONS ARE IN MILLIMETRES

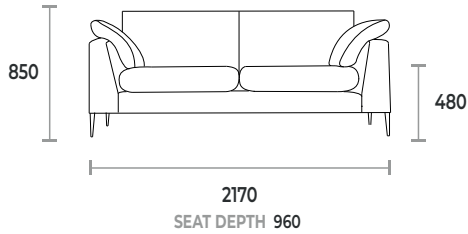
SNUGGLER SOFA



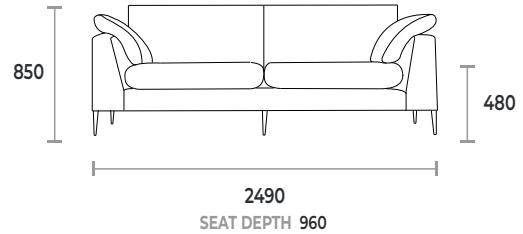
MEDIUM SOFA



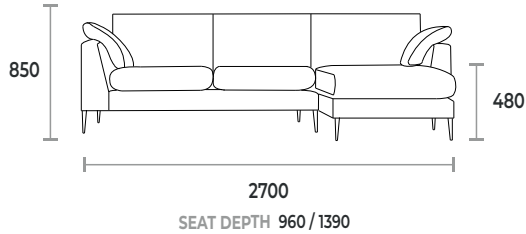
LARGE SOFA



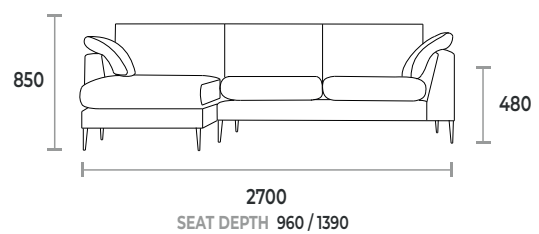
GRAND SOFA



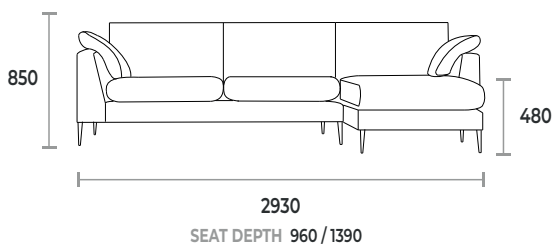
RHF MEDIUM CHAISE SOFA



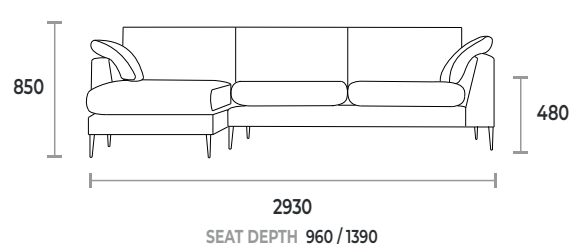
LHF MEDIUM CHAISE SOFA



RHF LARGE CHAISE SOFA



LHF LARGE CHAISE SOFA



FEATURES

UPHOLSTERY MATERIAL OPTIONS

Fabric or Leather

COVER TYPE

Fixed

SEAT CUSHION FILLING

Combustion modified high resilient foam

BACK CUSHION FILLING

Conjugated fibre

FRAME CONSTRUCTION

Sustainable seasoned hardwoods birch and beech.
Structural joints are glued and screwed.

SUSPENSION

Elasticated webbing, interwoven by hand front to back, side to side and top to bottom.

SUPPORT & SERVICES

PRODUCTION LEAD TIME

Production lead time usually 2-4 weeks. Please contact us for current live lead time or large long lead projects.

SAMPLE AVAILABILITY

For sample availability see our website Quick ship page or please contact us.

WARRANTY

Roger Lewis offers a five year warranty across all products. Details on the terms and conditions of Roger Lewis' warranty can be found at www.rogerlewis.uk/client_resources.

ORDERING

Request a quote on our website or contact us.

CUSTOMISATION

LEG FINISHES



Matt Black
Black Aluminium

RECOMMENDED FABRICS

DESCRIPTION	NAME	SUPPLIER	PRICE GRADE	MARTINDALE RUB
Boucle	Tiree *	Bute	7	50,000
Textured Wool	Main Line Flax	Camira	3	50,000
Recycled Mottled Wool	Leaf	Kirby Design	3	40,000
Geometric Wool	Coda 2 *	Kvadrat	8	100,000
Velvet	Ponza	Vescom	4	100,000
Faux Leather	Sunhide	Sunbury	3	50,000

All fabrics available are BS5852 Crib 5

* Available on request

ENVIRONMENTAL PERFORMANCE

CAMPECHE

WOOD (BEECH, PLYWOOD, ASH)




ELASTICATED WEBBING



CARDBOARD



POLYPROPYLENE



FOAM



FABRIC



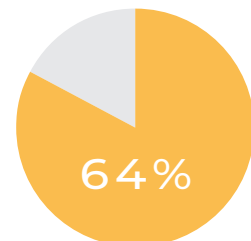
FEATHER




FIBER



RECYCLABILITY



STEEL



ROGER LEWIS
OUR MISSION

“Design & make beautiful contemporary furniture through innovation, pride & passion. Inspire & enable all who connect with Roger Lewis to thrive & enjoy their own journey.”



rogerlewis.uk



@rogerlewisdesign